




TRAVERTINE LANDSCAPE TILES



- Three sizes w/eighteen unique faces
- Strong and durable 10,000 psi concrete
- Detailed travertine top and sides, smooth honed surface
- Matching full bullnose



- Silver Creek Tile Installation Requirements:
- 1) Gap Barn Plank Tiles 1/4" to aid leveling and esthetics
 - 2) Pull from multiple pallets and rotate tiles to enhance random appearance
 - 3) Use a roller compactor or a protective mat between the plate and paver

Size	Area (ea.)	Weight (ea.)	Units/pallet	Pallet Weight
12 x 24 x 2" H (small)	2 sq. ft.	46 lbs.	20 (40 sq. ft.)	970 lbs.
18 x 24 x 2" H (medium)	3 sq. ft.	70 lbs.	18 (54 sq. ft.)	1,310 lbs.
24 x 24 x 2" H (large)	4 sq. ft.	88 lbs.	18 (72 sq. ft.)	1,634 lbs.
24 x 12 x 2" H (bullnose coping)	2 sq. ft.	43 lbs.	20 (40 sq. ft.)	910 lbs.

Dimensions shown are nominal. Pallet square footage is accurate, layers and bands square footages have been rounded to nearest whole number.



Manufactured by:

7200 Broadway Ave. N, Rochester, MN 55906
 Phone: 507-288-8850 • Fax: 507-535-1487
www.rochesterpcp.com



©Copyright 2022. All Rights Reserved. This information has been prepared for the benefit of customers interested in Rochester Concrete Products. It was reviewed carefully prior to publication. Rochester Concrete Products assumes no liability for its accuracy or completeness. Final determination of the suitability of any information or material for the use contemplated, or for its manner of use, is the sole responsibility of the user. 622